

# ACTIVATE YOUR PARENTVUE ACCOUNT!

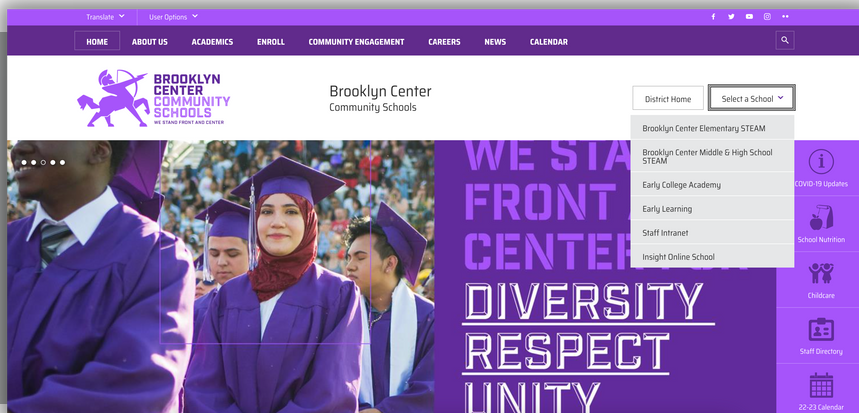
## WHAT IS PARENTVUE AND WHY DO I NEED IT?

ParentVUE is a resource for parents and guardians to update your contact information and view your child's grades, testing results, and attendance record. It also connects you to their educational platforms where you will see their coursework and weekly newsletters from their teachers. You only need to activate your ParentVue account once and then it will stay the same throughout your child's educational journey at BCCS.

### STEP 1

Visit [www.bccs286.org](http://www.bccs286.org) and select your school.

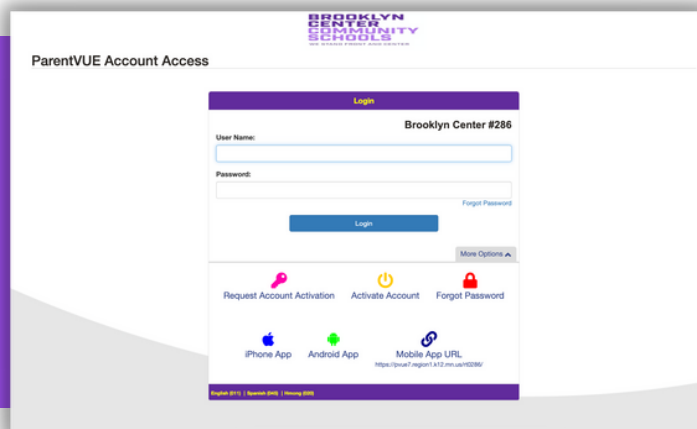
Find the "Family" Tab and select "ParentVUE" in the dropdown menu.



### STEP 2

Gather your ParentVUE username and password.

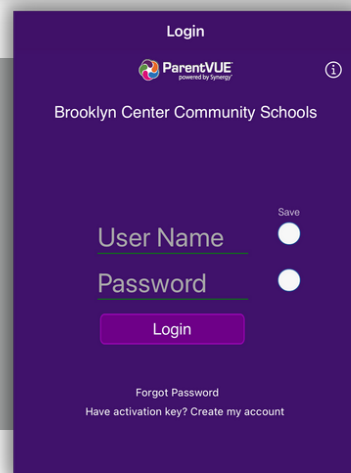
If you're not aware of your login credentials, you can use the self-service feature. If you do not have an account, you can request account activation directly from the ParentVUE login page.



### STEP 3

Follow the step by step directions in ParentVUE to activate your account.

You can also download the app onto your phone. To set up your app access, search our zip code "55430" and select "Brooklyn Center Community Schools". Once selected, sign in with your username and password.



**BROOKLYN  
CENTER  
COMMUNITY  
SCHOOLS**

If you have issues creating your account, please contact Debbie Beach at [dbeach@bccs286.org](mailto:dbeach@bccs286.org) for your personalized activation key.